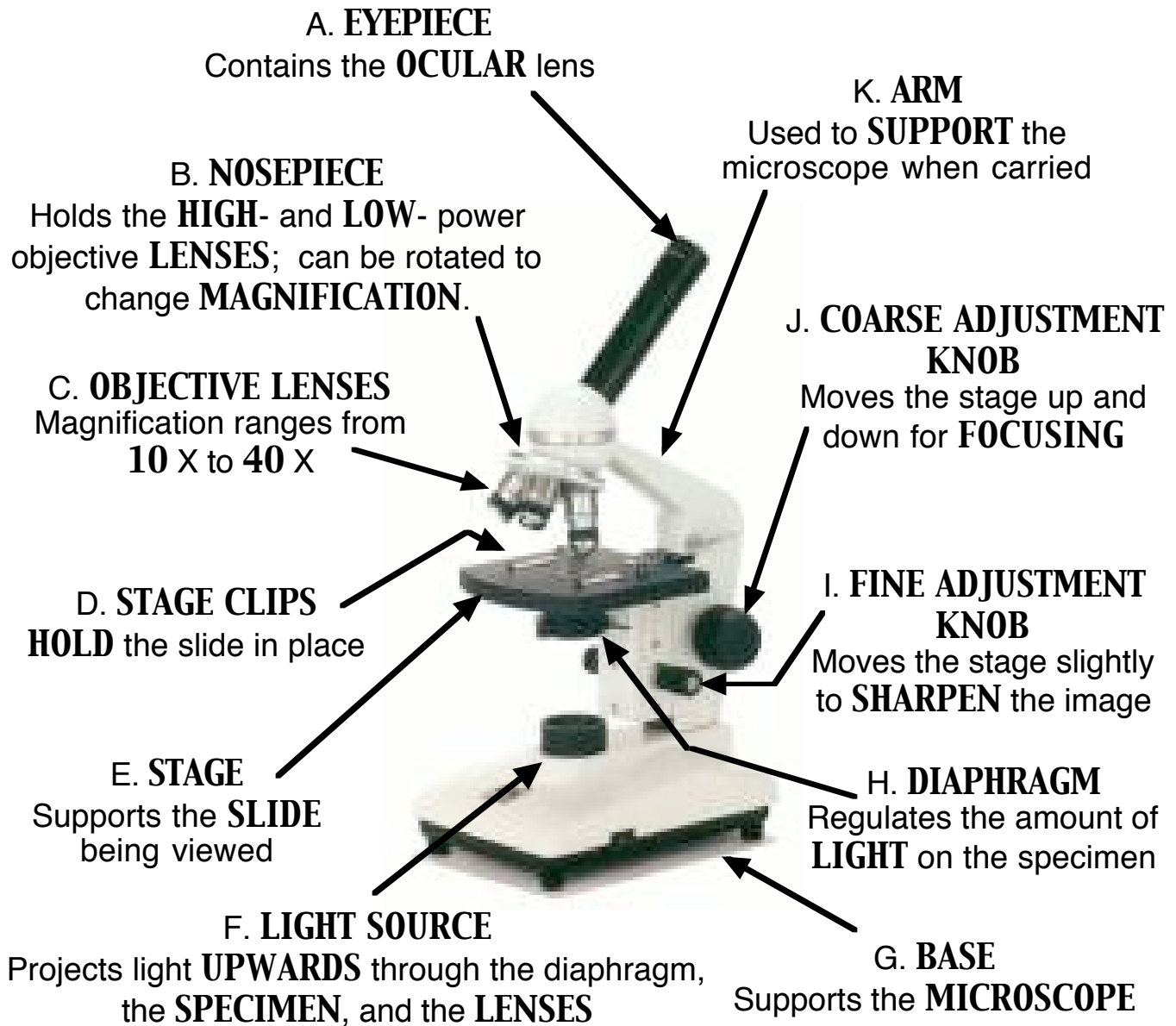



# PARTS OF THE LIGHT MICROSCOPE




What happens as the power of magnification increases?


Power =  $10 \times 4 = 40$



Power =  $10 \times 10 = 100$



Power =  $10 \times 40 = 400$



# Microscope Mania

Name \_\_\_\_\_

## Compound Light Microscope

Label each part and complete its description.

A. \_\_\_\_\_  
Contains the \_\_\_\_\_ lens

B. \_\_\_\_\_  
Holds the \_\_\_\_- and \_\_\_\_- power objective \_\_\_\_\_; can be rotated to change \_\_\_\_\_

C. \_\_\_\_\_  
Magnification ranges from \_\_\_\_\_ X to \_\_\_\_\_ X

D. \_\_\_\_\_  
\_\_\_\_\_ the slide in place

E. \_\_\_\_\_  
Supports the \_\_\_\_\_ being viewed

F. \_\_\_\_\_  
Projects light \_\_\_\_\_ through the diaphragm, the \_\_\_\_\_, and the \_\_\_\_\_

G. \_\_\_\_\_  
Supports the \_\_\_\_\_

H. \_\_\_\_\_  
Regulates the amount of \_\_\_\_\_ on the specimen

I. \_\_\_\_\_  
\_\_\_\_\_

J. \_\_\_\_\_  
Moves the stage up and down for \_\_\_\_\_

K. \_\_\_\_\_  
Used to \_\_\_\_\_ the microscope when carried

### What happens as the power of magnification increases?

Power = \_\_\_ x \_\_\_ = \_\_\_

Power = \_\_\_ x \_\_\_ = \_\_\_

Power = \_\_\_ x \_\_\_ = \_\_\_

